

## REPLACES

## Sickle Assemblies



142669H

L. 7FT, SECTION NUMBER 141198, TYPE UND SERR HVY, AND QTY. 28.METAL PITMAN MOWERS WITH ONE BELT KNIVES WITH 142670 STEEL HEAT THREADED HEADS.

148122

L. 7FT, SECTION NUMBER 141198, TYPE UND SERR HVY, AND QTY. 28.METAL PITMAN MOWERS WITH ONE BELT KNIVES WITH 142670 STEEL HEAT THREADED HEADS.

240906

L. 7FT, SECTION NUMBER 141198, TYPE UND SERR HVY, AND QTY. 28.METAL PITMAN MOWERS WITH ONE BELT KNIVES WITH 142670 STEEL HEAT THREADED HEADS.

148119

L.7FT, SECTION NUMBER 141113, TYPE:UNDSERR, AND QTY. 28.

240891

L.7FT, SECTION NUMBER 141198, TYPE:UNDSERR HVY, AND QTY. 24.

## REPLACES

## Sickle Sections



141197

3" x 3-3/16", heavy gauge, smooth edge, plain finish, uses RIV101 rivet.

141682

Sickle sections. 3 x3-3/16 smooth. regular gauge, plain finish, uses rivets RIV105.

141113

3" x 3-3/16", regular gauge, under serrated, plain finish, uses RIV105 rivet.

141113CR

3" x 3-3/16", regular gauge, under serrated, chrome finish, uses RIV105 rivet.

141198

Sickle section, 3x3-1/4 regular heavy, underserrated, uses rivet RIV101.

141198TS-BT

"Big tooth" style replacement for 141198.

141198CR

3" x 3-3/16", heavy gauge, under serrated, chrome finish, uses RIV101 rivet.

457606R2

Sickle section, 3" x 3-1/4" underserrated. Regular gauge, Chrome finish. Uses rivet RIV105.

457607R2

Sickle section, 3" x 3-1/4" underserrated. X-Hvy gauge, Chrome finish. Uses rivet RIV101.

## REPLACES

## Section Rivets and Rivet Assortments



141012-LB

No. 6 x 1-1/2" length countersunk head rivet (1 lb).

141116-LB

No. 5-1/2 x 9/16" length oval head rivet (1 lb).

141121-LB

No. 5-1/2 x 7/8" length oval head rivet (1 lb).

142673-LB

No. 5-1/2 x 15/16" length oval head rivet (1 lb).

RIV66

12 packaged assortment, No. 5-1/2 x 1/2" and 7/16" lengths, oval head section rivets.

RIV66H

12 packaged assortment, No. 5-1/2 x 9/16" and 15/16" lengths, oval head rivets for heavy sections.

RIV77

12 packaged assortment, No. 5-1/2, 4 lengths, oval head knife heads & section rivets assortment.

## REPLACES

## Siki-Fix Rivet Vise

SFX11

Siki-Fix vise, packaged four tools in display merchandiser or can be ordered individually.



KE114A17

Vise Frame for SFX11 Siki-Fix Rivet Vise.

KE114A24

Riveting screw for SFX11 Siki-Fix Rivet Vise.

KE114A25

Riveting screw cup for SFX11 Siki-Fix Rivet Vise.

KE114A26

Riveting screw spring for SFX11 Siki-Fix Rivet Vise.

KE114A27

Knockout punch for SFX11 Siki-Fix Rivet Vise.

<b>KE114A28</b>	Knockout screw for SFX11 Siki-Fix Rivet Vise.
<b>KE115A28</b>	Knockout screw body, female for SFX11 Siki-Fix Rivet Vise.
<b>KE116A28</b>	Knockout screw punch holder for SFX11 Siki-Fix Rivet Vise.
<b>KE114A31</b>	Knockout anvil.
<b>KE114A32</b>	Rivet set anvil. For oval head rivets.
<b>SFXA33CS</b>	Rivet anvil for countersink rivets.
<b>KE114A932</b>	9/32" diameter ball.
<b>KE114A1812</b>	Knockout screw punch holder for SFX11 Siki-Fix Rivet Vise.
<b>5160-50</b>	Retainer ring.
<b>SFXK3</b>	Repair kit for Siki-Fix vise (SFX11). Contains new knockout punch, brg. ball & pin.
<b>SFXS4</b>	Rivet setting assembly. Contains (1) KE114A24 screw, (1) KE114A25 screw cup, (1) KE114A26 spring, (1)5160-50 retainer ring.

<b>REPLACES</b>	<b>Knife Head</b>
<b>147874</b>	Knifehead. For models 501, 14-94, 94, 96, 97, 175, 257, 258.

<b>REPLACES</b>	<b>Knifehead Repair Kit</b>
<b>725-001K</b>	Knifehead pin replacement kit, includes pin, bushing, nylon washer and plug. For mower 505.

<b>REPLACES</b>	<b>Guard</b>
<b>NEW290385</b>	Two-prong.
<b>141009</b>	All mowers except 505 & 507 (1947 & up), heavy-duty center, uses guard plate 142570.

**REPLACES** Serrated Guard Plate

**142570** Use with guards 141009, 141013, 141470, 141472.

**REPLACES** Mower & Plow Bolts

**GB3711** 7/16" -14 x 1-1/4", #3 head.

**300369S36** 7/16" -14 x 1-1/2", #3 head.

**301175S36** 7/16" -14 x 1-3/4", #3 head.

**34670S36** Std. hex nut, 7/16" -14.

**REPLACES** Knife Clips

**141008** For Hi-Arch mowers 14-1, 3, 4, 9, 10, 15, 16, 50, 51, 61, 62, 63, 64, 65, 66.




**142726** For all Lo-Arch mowers (1947 & up).





**REPLACES** Wearing Plates

**242046** For all mowers (1947 & up). Replaces 141021.

**REPLACES** Mower Pitman Woods

**149197** Pitman wood, 1-1/8" x 2" x 37-11/16". For mower series 501 models 14-92, 14-320, 14-339. (13)

<b>149198</b>	Pitman wood, 1-1/8" x 2-1/2" x 46-7/16". For mower series 501 models 14-93, 14-321, 14-340. (12)
<b>REPLACES</b>	<b>Pitman Parts</b>
	 <p><i>Pitman assembly replacement parts. Snap ring not available separately.</i></p>
<b>143575</b>	Front pitman strap. (1)
<b>143576</b>	Rear pitman strap. (3)
<b>7501112</b>	Pitman lever. (2)
<b>147857</b>	Spring. (4)
<b>147871</b>	Pitman box assembly w/cups. (5)
<b>8M1217</b>	Cup. Fits all mowers (12520).
<b>8M1216</b>	Cone. Fits all mowers (12580).
<b>141322</b>	Seal, oil Pitman pins: ID 1.05", OD 2.004", W 0.250". For all models.
<b>141324</b>	Cover. Complete with grease fitting; fits all wood Pitman mowers except 505. Can replace 241124 non-lube type.
<b>GF4100</b>	Grease fitting. (11)
<b>149198</b>	Pitman wood, 1-1/8" x 2-1/2" x 46-7/16". For mower series 501 models 14-93, 14-321, 14-340. (12)
<b>149197</b>	Pitman wood, 1-1/8" x 2" x 37-11/16". For mower series 501 models 14-92, 14-320, 14-339. (13)

<b>REPLACES</b>	<b>Pitman Mower Cap Cover</b>
	
<b>141324</b>	Cover. Complete with grease fitting; fits all wood Pitman mowers except 505. Can replace 241124 non-lube type.
<b>REPLACES</b>	<b>Mower Bearings &amp; Seals</b>
	
<b>141322</b>	Seal, oil Pitman pins: ID 1.05", OD 2.004", W 0.250". For all models.
	
<b>15113</b>	Cone. For rear-attached mowers (141326).
<b>141898</b>	Bearing with seal. From main drive housing & splined yoke on rear mounted mower series 501, models 14-93 (s/n 9530 & up), 14-320, 321, 339 & 340. Bearing number LM67010.
	
<b>D5NN1202A</b>	Cup, outer bearing. For NCA966E shaft. (LM67010).

**REPLACES**

**Mower & Implement Belts**



- 140022** V-belt, C-section 54". For side-mounted mowers 14-3, 4, 50, 51, 60, 68, 77.
- 142689** V-belt, C-section 48". For mowers with 9-3/4" pulley: 14-15, 16, 57, 67, 73.
- 147849** V-belt, HC-section 48". For sickle mowers with 10-1/2" pulley: 3, 14-92, 501.
- 148083** V-belt, HC-section 53". For sickle mowers with 12" pulley: 3, 14-92, 501.
- 7501214** V-belt, main drive 53". For flail mower series 907.
- 7501852** Double V-belt 54", main drive. For flail mower series 917.

**REPLACES**

**Kosch Grassboard**



- SGB10** Clean-sweep all steel board. Custom fit to Ford mowers.

**REPLACES**

**Rotary Blade Package**



- DA6676241** Package of 3 blades, 3/16" thick, 2" wide, 20-1/4" long. For series 930 rear-mounted 59" rotary mower.

**REPLACES**

**Rotary Cutter Blades**



- 220633** Blade, non-suction type. Hole center to tip 20-1/2"; hole 1-1/2" dia., width 3"; thickness 3/8"; off-set height 2". For 60" rotary mowers. Series 505: 22-111, 113; Series 901: 22-47, 60, 70, 112; Series 908: 22-127, 127A, 176, 177, 194, 195; Series 909: 22-140, 178, 179, 196, 197, 220, 221.

**221854**

Blade, suction type. Hole center to tip 20-1/2"; hole 1-1/2" dia.; width 3"; thickness 3/8"; off-set height 2-3/8". For 60" rotary mowers. Same application as 220633.

**220670**

Spacer. For cutter blade.

**45302S36**

Nut. For 220956 rotary cutter bolt.

**108039**

Blade drive shaft bearing. For series 902, 906, power & sprocket drive shaft on offset models. Replaces 207KRR3.

**REPLACES**

**Slip Clutches & Parts**

**7500438**

Complete slip clutch assembly, 1-3/8" internal spline. For 72" rotary cutters, models 909 & 910.

**202227**

Slip clutch disc, 2 required (6-1/2" O.D. with 2" hole). For 7500438 clutch.

**7502531**

Complete slip clutch assembly, 1-1/8" spline. For 60" rotary cutters, model 908.

**222042**

Slip clutch disc, 2 discs used per clutch (6-1/2" O.D. with 2-5/8" hole). For rotary cutters, models 505, 909, & 910.

**REPLACES**

**Parts for 907, 917 Series Flail Mower**

**220398**

Blade assembly. For 907, 917.



**222157**

Link, blade to hanger. For 907, 917.



**220336**

Hanger, link to blade mounting rod. For 907.



**7502545**

Hanger, link to carrier assy. For 917.



**7501214** V-belt, main drive 53". For flail mower series 907.

**7501852** Double V-belt 54", main drive. For flail mower series 917.

**222024** Bearing & flange assy, carrier ends. For 907.

**243250** Cross & bearing kit, drive shaft.  
For 907, 917.



**175082** Bearing w/collar (168640), cross drive. For 907, 917.

**F362** Flangette, 3-hole, non-relube with bolt hole dia. 3.562" for 2.4409" (62 mm) O.D. bearings. 170410

**REPLACES****Flail Blade Repair Kits**

*For Ford mowers using standard blades. (not thatch, fine, or coarse)*

*See Contents Chart*

**FFRK907-5** Flail blade repair kit with standard blades. For series 907, 5'.

**FFRK907-6** Flail blade repair kit with standard blades. For series 907, 6'.

**FFRK907-7** Flail blade repair kit with standard blades. For series 907, 7'.

**FFRK917-62** Flail blade repair kit with standard blades. For series 917, 62".

**FFRK917-74** Flail blade repair kit with standard blades. For series 917, 74".

**FFRK917-88** Flail blade repair kit with standard blades. For series 917, 88".

**REPLACES****Rake Spring Teeth & Fingers**

**107058**

Single prong. For rake models 14185, 14186, 14187, 14202 & 14202.

**146545**

Double prong. For rake model series 503 and model 14-72.

**REPLACES****Bale Counter**

**146309**

Bale counter with arm. For series 509, 520, 530, 532, 542 balers.